

Electric height adjustable sit-stand desking | 2010-2011



CALIBRE 
OFFICE FURNITURE & INTERIORS LTD

0800 970 8228


Email: sales@calibre-furniture.co.uk Website: calibre-furniture.co.uk

A bit about ergonomics

Ergonomics, ergonomics, ergonomics...

...is now and will always be essential in the future but previously ergonomics and electric height adjustable sit-stand tables did not arise in connection with the office layout. In coming years there is simply no way around it, sit stand tables will be the standard for newly refurbished offices, as more and more the employees wellbeing has a high focus.

Our thinking is 'ergonomics and flexibility'. We offer an exceptionally wide choice of terminal tables, office desks and meeting tables, far more than just a sit-stand table. We think ergonomics through to the fingertips, for example, developing tables with wheels and a rechargeable battery option, setting a new standard for flexibility.



A World of Prospects

A World of Prospects

Capacity frames: 70kg, 80kg, 100kg, 125kg 150kg and 200kg.

Choose the right combination, your Conset dealer will be pleased to help you do that. Consider the LOAD and TASK when choosing the right desk series for you.

LOAD

The kg capacity figures show the overall maximum lifting capacity of the frame.

Load will depend on two factors:

- ☒ 20kg, whilst a 2000mm x 800mm top weighs 25kg)
- ☒ Some desks become loaded over time with books, magazines, filing trays in addition to PC, printer, scanner "i in doubt then always buy the heavier option i your budget allows."

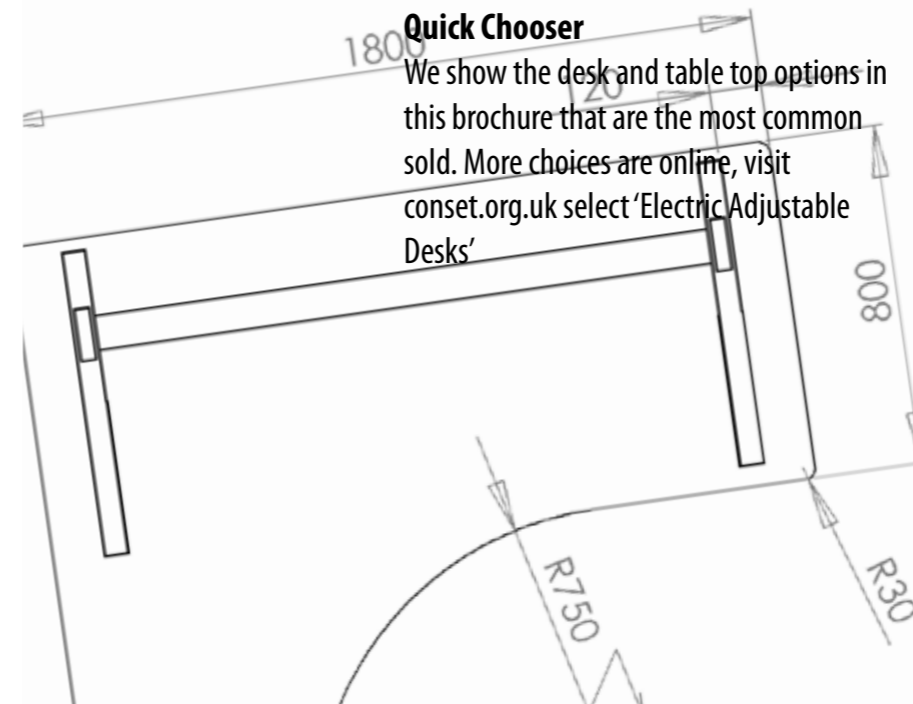

TASK

If you are working using an electronic microscope for example you will need the firmest stability... i.e.. a 501-11 desk will feel more solid standing than a 501-17. On the other hand the 501-17 is adequate for the tasks of writing and using a Personal Computer and it will be much easier to move than a 501-11.

Other issues to consider could include long working hours or multi-shift use. We want your desk to last well beyond the warranty period. A 150kg frame used with a 60kg load will usually last longer than an 80kg frame with a 60kg load.

Quick Chooser

We show the desk and table top options in this brochure that are the most common sold. More choices are online, visit conset.org.uk select 'Electric Adjustable Desks'





New!



501-29 is distinguished by an extra travel cycle of 67 cm and taller function. The frame capacity is 125 kg meaning 501-29 is very capable for extra duty and in addition you get a built-in cable tray with a smart contemporary design into the bargain. See specifications and combinations page 24-27.

Frames	Model	Color	Width	Price
	501-29 9S152	Silver	152cm	£ 509
	501-29 9S152-152A	Silver	152cm	£ 713





501-17 frame width 96cm with beech melamine top 1005. SRP £452. See also page 24-27.



501-17 frame width 156cm with beech melamine top 160-100C with C cut out. SRP £487. See also page 24-27.

How easy can it be done? 501-17 is an easy and simple design. The simple exterior characterizes the entire product. The table also has a number of practical features like retractable cable tray and built-in wheels. Patented transmission. With the 501-17 you get a modern and elegant table for a very affordable price. The frame capacity is 80 kg. See specifications and combinations page 24-27.





Frames	Model	Color	Width	Price
	501-17 9S096	Silver	96cm	£ 379
	501-17 9S156	Silver	156cm	£ 386

Now also available in black



Frame 501-19 'Design' in black with beech melamine top 140H. SRP £526. See also pp 24-27.

Frames	Model	Color	Width	Price
	501-19 9S120	Silver	120cm	£ 435
	501-19 9B120	Black	120cm	£ 435



501-19 'Design' is a very stylish single column frame with a unique design. In addition, it is well suited for installation in groups. A desk that combines beautiful design and good functionality. The frame capacity is 100 kg. See specifications and combinations page 24-27.

Frame 501-19 'Design' in silver with beech melamine top 140H. SRP £526. See also page 24-27.



Flexibility: Swivel and lockable wheels. Set of 4 SRP £23



Mobility: Rechargable battery SRP £139

Module frame for groups of 4 columns, creating a bench for 4 people with individual height adjustment. Get the maximum space around the table. Ideal for smaller workstations and project groups.

New!

Module frame plus 4 x 501-19WS plus 4 tops in beech melamine 100S. SRP £1852. See also page 23-27.

501-19 'Center' has small base and can be fitted with wheels. The symmetrical design means the table is usable from both sides.

New!

501-19 'Center' in black with 80-60S beech melamine top. SRP £486. See also page 24-27.

501-19 'Basic' in silver with 138H beech melamine top. SRP £515. See also p 24-27.

501-19 'Basic' is a functional single column frame. Mount the wheel and the battery - so you get rid of wires and have full mobility!
 Ideal for group formations with excellent stability, functionality is the priority for this series. The frame capacity is 100 kg. See specifications and combinations page 24-27.

Frames	Model	Color	Width	Price
	501-19 9S060	Silver	60cm	£ 435
	501-19 9B060	Black	60cm	£ 435
	501-19 9S095	Silver	95cm	£ 435
	501-19 9B095	Black	95cm	£ 435

501-11 is nothing less than a mechanical masterpiece. The frame is a true workhorse and the Bosch motor provides the ultimate reliability. In the price you get a modesty panel and slim cable runs built the top support rails. 501-11 is probably Denmark's best selling single model, so you can be sure that with 501-11 you get nothing less than an exceptional well proven electric height adjustable desk. The frame capacity is 150kg.

See specifications and combinations page 24-27.








Box 1 SRP £ 207. See also page 20-23.




Box 2 SRP £ 294. See also page 20-23.

501-11 width 196 cm in silver and 200R Righthand L-shape beech melamine top. SRP £ 714. - See also page 24-27.



Frames	Model	Color	Width	Price
	501-11 9S138H	Silver	138cm	£ 590
	501-11 9B138H	Black	138cm	£ 590
	501-11 9S116	Silver	116cm	£ 557
	501-11 9B116	Black	116cm	£ 557
	501-11 9S156	Silver	156cm	£ 565
	501-11 9B156	Black	156cm	£ 565
	501-11 9S196	Silver	196cm	£ 578
	501-11 9B196	Black	196cm	£ 578
	501-11 9S156-156A	Silver	156cm	£ 842
	501-11 9B156-156A	Black	156cm	£ 842
	501-11 9S196-196A	Silver	196cm	£ 902
	501-11 9B196-196A	Black	196cm	£ 902

Solid and stylish characterizes 501-23. The frame is flexible in width and fits many top sizes. The solid, symmetrical design also makes the frame excellent for meeting tables. 2 and 3 leg versions, the frame capacity is 200 kg. See specifications and combinations page 24-27.



Mobile pedestal in beech. SRP £ 172. See also page 20-23

501-23 with 2000 Beech melamine top with C cut out. SRP £ 907. See also page 24-27.



Frames	Model	Color	Width	Price
	501-23 9S200	Silver	136-200	£ 787
	501-23 9S190-190A	Silver	145-190	£ 1155
	501-23 9S400K	Silver	280-400	£ 1209

your day, rather than sitting at a standard desk all day, can offer great relief and help the recovery process when back pain occurs

needs - Particularly beneficial for those of a taller stature, in the prevention of stooping

which is also very useful for wheelchair users

to work after back surgery

European standards and to cater for many types of work processes

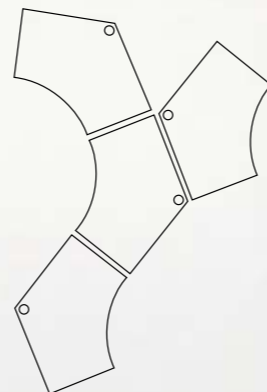
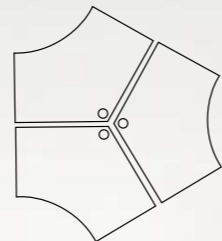


or shift working environments

substantial production quantities and good value for money

manual height adjustment

As experts in single column desks, we must admit that we are quite proud of this series. 501-7 is a small computer desk with many uses. You get a good electric height adjustable desk even if the price is the absolute lowest on the market. This series works well in group setups, and the built-in wheels make the table easy to move. The frame capacity is 70 kg . See specifications and combinations page 24-27.

Frames	Model	Color	Width	Price
	501-7 9S	Silver	94 cm	£ 282
	501-7 9B	Black	94 cm	£ 282



501-7 with 117H heart shape top in beech melamine. SRP £ 360. See also page 24-27.



501-7WS wall

501-19WS wall

With 501-7WS wall you get an electric desk for an absolute low price. The frame does not take very much space, if you require a small desk top, select this frame. The frame capacity is 70 kg. See specifications and combinations page 24-27.

Frames	Models	Color	Width	Price
	501-7 9SWS	Silver	75 cm	£ 347
	501-7 9BWS	Black	75 cm	£ 347



501-7WS wall with beech melamine top 120-605
SRP £ 425. See also page 24-27.



501-7WS wall



501-19WS wall



501-19WS wall with beech melamine top 120-605 SRP £ 428. See also page 24-27.

501-19WS wall is both a functional and attractive workstation. Get maximum legroom. The stylish and contemporary design suits modern interiors. There is plenty of space for office chair and no frame feet in the way. The frame capacity is 100 kg. See specifications and combinations page 24-27.

Frames	Model	Color	Width	Price
	501-19 9SWS	Silver	90cm	£ 350
	501-19 9BWS	Black	90cm	£ 350
	501-23 9SWS2	Silver	180cm	£ 756
	501-23 9BWS2	Black	180cm	£ 756
	501-23 9SWS3	Silver	270cm	£ 1101
	501-23 9BWS3	Black	270cm	£ 1101

CALIBRE bookcases available in beech or maple veneer only. Place on top of each other or use them individually and add plinth, legs or wheels. Also suitable as a room divider as they come with a finished backside.

The mobile pedestals are available with 3 or 4 drawers. All drawers have ball bearing runners and with a lock in the top drawer and lock on 2 wheels. The bottom drawer of the 3A400 takes A4 files. Beech or Maple veneer only.

BOX is a flexible storage solution with a modern look. Made of powder coated steel in silver and black. Fits perfectly into modern offices, but also gives new life to the office environment decorated with wood.

See specifications and accessories range page 23.



Product	Model	Color	Width	Price
	SEL 800 B	Beech	80cm	£ 97
	SEL 800 M	Maple	80cm	£ 100
	SEL 1000 B	Beech	100cm	£ 197
	SEL 1000 M	Maple	100cm	£ 209
	BASE 800 B	Beech	80cm	£ 19
	BASE 800 M	Maple	80cm	£ 20
	BASE 1000 B	Beech	100cm	£ 23
	BASE 1000 M	Maple	100cm	£ 24
	BOX A01 X		Ø6cm	£ 14
	BOX A03 S		Ø3,5cm	£ 11

BOX and drawers, see page 23.



Bookcase with legs.
SRP £ 208. See also page 23.

Bookcase with wheels.
Perfect as a mobile room divider
SRP £ 211. See also page 23.

Bookcase with 6 sections + plinth. Vejle. SRP £ 220. See also page 23.

Bookcase with 2 sections +
plinth. SRP £ 116.
See also page 23

BOX4 incl. 2 drawers
SRP £ 466.
See also page 23



Mobile pedestal in beech PED 4A400B.
SRP £ 186. See also page 23



Box1 incl. 2 drawers
SRP £ 207.
See also page 23



Mobile pedestal in beech PED 3A400B.
SRP £ 172. See also page 23



Box2 incl. 2 drawers
SRP £ 294.
See also page 23

Environment

At ConSet we think it is important to minimize environmental impacts. We want to take responsibility for ensuring that our products are made respecting the environment. We do this in several ways. Our wood products are FSC labelled, which is a guarantee that you can buy our table tops and other wood products in good conscience.

FSC criteria prohibits conversion of forests or any other natural habitat.

All electronic components meet ROHS framework for the reduction of hazardous substances in electronics, whereby the environmental impact is minimized. We arrange for responsible disposal of electronics. Through Elretur sys

All our products covered by the WEEE Directive are marked with the symbol 

Read more about the environment on conset.org.uk

CE Marking

All our electric height adjustable desk frames are CE marked in collaboration with the Technological Institute in Denmark. CE marking is a requirement for height adjustable desk frames and it allows you to be sure that the producer has been through all aspects of security risk.

Product Approvals

Strength, durability and stability:

EN 527-2: Office furniture - Workplaces and desks - Mechanical safety requirements clause 3

EN 527-3: Office furniture - Workplaces and desks - Methods of Test for the Determination of the stability and the mechanical strength of the structure.

Claim for measurements:

EN 527-1: Office furniture - Workplaces and desks - Dimensions.













Prices and conditions



















































The guarantee is valid from the date, you have purchased the product from your dealer. Parts only against manufac-







Product photo	Dimensional drawing	Description	Item no.	Price £ ex. VAT
		CPU holder strap	400-3	26
		CPU cradle, steel, black	400-4B	40
		CPU cradle, steel, silver	400-4S	40
			440-1	32
		Pen tray for BOX products and PED mobiles	BOX A09 B	13
		Battery, 24V Environmentally friendly with charger. In normal office use charge 1-2 times per month. For 501-7, 501-17, 501-19, 501-29	BAT-24-1,7	139
		 Fits 501-19 and 501-19 Basic Center	501-19 HXXX	23
		 Fits BOX shelving and storage racks	BOX A01 X	14
		 Fits BOX storage and SEL bookcases	BOX A03 S	11
		Plinth for SEL bookcase 800mm, beech	BASE 800 B	19
		Plinth for SEL bookcase 800mm, maple	BASE 800 M	20
		Plinth for SEL bookcase 1000mm, beech	BASE 1000 B	23
		Plinth for SEL bookcase 1000mm, maple	BASE 1000 M	24
		Bookcase with 2 compartments, beech	SEL 800 B	97
		Bookcase with 2 compartments, maple	SEL 800 M	100
		Bookcase with 6 compartments, beech	SEL 1000 B	197
		Bookcase with 6 compartments, maple	SEL 1000 M	209
		Mobile Pedestal, 3 drawers, beech	PED 3A400 B	172
		Mobile Pedestal, 3 drawers, maple	PED 3A400 M	172
		Mobile Pedestal, 4 drawers, beech	PED 4A400 B	186
		Mobile Pedestal, 4 drawers, maple	PED 4A400 M	186
		Mobile Pedestal in steel on wheels, 2 drawers, silver with black drawers	BOX1	207
		Mobile Pedestal in steel on wheels, 2 drawers, and open box for A4 ring binders, silver with black drawers	BOX2	294
		Mobile storage unit in steel on wheels, 2 drawers, and 3 open box for A4 ring binders, silver with black drawers	BOX4	466
		Bensa, 4 pcs. Silver	61-690-SV-1	58
		Bensa, 4 pcs. Black	61-690-BK-1	58
		Module Frame for mounting 4 x 501-19WS, Silver	600-1S	160

Bookcases are supplied KD. Other storage products are supplied assembled less wheels and handles. Tilt-top brackets for 501-7, 501-11 and 501-19 Basic is also available as accessories. See the complete range of accessories at conset.org.uk

Pricelist | Electric Frames

Page	Product photo	Dimensional drawing tabletop supporting	SKU	Frame Height	Speed	Capacity	Frame Weight	Number per pallet	Silver RAL 9006 £	Black RAL 9004 £
16-17			501-7 9S 501-7 9B	66-118	25	70	30	20	282	282
18			501-7 9SWS 501-7 9BWS	66-118	25	70	32	20	347	347
8-9			501-19 9S120 501-19 9B120	66-118	28	100	26	15	435	435
10-11			501-19 9S095 501-19 9B095	66-118	28	100	26	15	435	435
10			501-19 9S060 501-19 9B060	66-118	28	100	24	15	435	435
19			501-19 9SWS 501-19 9BWS	66-118	28	100	19	15	350	350
13			501-11 9S138H 501-11 9B138H	63-120	28	100	39	15	590	590
6-7			501-17 9S096 501-17 9S156	66-118	25	80	28 31	30	379 386	
4-5			501-29 9S152	63-130	32	125	35	20	509	
12-13			501-11 9S116 501-11 9B116	63-120	28	150	46	15	557	557
			501-11 9S156 501-11 9B156				50		565	565
			501-11 9S196 501-11 9B196				54		578	578
14-15			501-23 9S200	66-118	28	200	45	15	787	
13			501-11 9S156-156A 501-11 9B156-156A 501-11 9S196-196A 501-11 9B196-196A	63-120	28	150	95 105	15	842 902	842 902
4			501-29 9S152-152A	63-130	32	125	47	20	713	
15			501-23 9S190-190A	66-118	28	200	63	15	1155	
15			501-23 9S400K	66-118	28	200	70	15	1209	

See combinations on page 26-27

Price list | table tops

ConSet tops are manufactured in 22 mm MDF with veneer with profiled edge. See the full selection of tops at Conset.org.uk

Item no.	Beech		Maple		Oak		Item no.	Beech		Maple		Oak				
	Veneer	Melamine	Veneer	Melamine	Veneer	Melamine		Veneer	Melamine	Veneer	Melamine	Veneer	Melamine			
117H 	100		132		132		100C* 		72		72		180-80S 	164	186	186
120H 	145		169		169		120C 	113	128		128		200-80C 	172	195	195
136H 	113		128		128		160C 	142	162		162		160R 	160	182	182
138H 	100		135		135		180C 	164	186		186		180R2 	176	204	204
140H 	128		143		143		200C 	172	195		195		200R 	180	212	212
040-60S 	52		57		57		100S 	100	117		117		160L 	160	182	182
060-60S 	59		66		67		100-80S 	113	128		128		180L2 	176	204	204
080-60S 	79		87		87		120-80S 	113	128		128		200L 	180	212	212
100-60S 	99		109		109		140-80S 	129	144		144		100K 	133	149	149
120-60S 	118		131		131		160-80S 	142	162		162		060K 	113	125	125
														75	75	75

See combinations on page 26-27

Combination Chart | frames and table tops

Combination Chart | frames and table tops

Frame	Table top	117H	120H	136H	138H	140H	100C	040-60S	060-60S	080-60S	100-60S	120-60S	120C	160C	180C	200C	100S	100-80S	120-80S	140-80S	160-80S	180-80S	200-80S	160R	180R2	200R	160L	180L2	200L	160R + 040-60S	180R + 060-60S	200R + 080-60S	160L + 040-60S	180L + 060-60S	200L + 080-60S	2 x 100K	2 x 100K + 060K	2 x 100K + 2 x 060K	2 x 100K + 3 x 060K									
501-7 9X		☒		☒	☒		☒				☒	☒					☒	☒																														
501-7 9XWS							☒			☒	☒	☒	☒				☒	☒	☒	☒																												
501-11 9X116													☒	☒						☒																												
501-11 9X156														☒	☒	☒					☒	☒	☒	☒	☒	☒	☒	☒	☒	☒																		
501-11 9X196																☒							☒			☒																						
501-11 9X138H			☒																																													
501-11 9X156-156A																																																
501-11 9X196-196A																																																
501-17 9S096			☒				☒						☒				☒	☒	☒	☒																												
501-17 9S156														☒	☒	☒					☒	☒	☒	☒	☒	☒	☒	☒	☒	☒	☒																	
501-19 9X060		☒			☒		☒		☒	☒	☒						☒	☒																														
501-19 9X095		☒	☒	☒	☒	☒	☒						☒				☒	☒	☒	☒																												
501-19 9X120		☒	☒		☒	☒						☒	☒							☒	☒																											
501-19 9XWS							☒				☒	☒	☒				☒	☒	☒																													
501-23 9S200														☒	☒	☒					☒	☒	☒	☒	☒	☒	☒	☒	☒	☒																		
501-23 9S400K																																																
501-23 9S190-190A																																																
501-29 9S152														☒	☒	☒					☒	☒	☒	☒	☒	☒	☒	☒	☒	☒																		
501-29 9S152-152A																																																
600-1S							☒			☒	☒	☒	☒			☒	☒	☒	☒	☒			☒																									
61-690-XX-1		☒	☒		☒	☒	☒	☒	☒	☒	☒	☒	☒				☒	☒																														



CALIBRE
OFFICE FURNITURE & INTERIORS LTD



0800 970 8228

Email: sales@calibre-furniture.co.uk Website: calibre-furniture.co.uk